



Features

- Energy Star and California Energy Commission Regulations compliant
- RoHS Compliant
- 100-120 VAC input
- Regulated output voltage
- Over-load protected
- Short-circuit protected
- UL/cUL certified and FCC class B compliant
- Designed to replace linear AC-DC adapters which are unable to meet CEC mandatory efficiency requirements



Models

Model	Output Voltage	Output Current		Max. Power	Ripple & Noise (mVpp) ¹
		Minimum	Maximum		
EPS120050-P1P	12.0 V	0 A	500 mA	6.0 W	120

Notes:

1. Ripple & Noise measured at 20 MHz BW, with a 0.1 µF ceramic cap and a 10 µF electrolytic cap on the output.

Input

Parameter	Conditions/Description	Min	Nom	Max	Units
Input frequency		47		63	Hz
Input voltage		100	120	130	VAC
Inrush current	Peak measured at 120 VAC. Inrush lasts no more than 0.5mS before settling to steady state current.			40	A
Power dissipation	Input: 100~120VAC; Output: no load			0.5	W



Output

Parameter	Conditions/Description	Min	Nom	Max	Units
Line regulation	Low line to high line at full load	-2		+2	%
Load regulation	Full load to no load	-5		+5	%
Overshoot	At turn-on and turn-off		0		%
Undershoot	At turn-on and turn-off		0		%
Temp. coefficient	0 to 40°C, full load, after initial 1 hour warm up	-0.02		+0.02	%/°C
Start-up time	Time needed to reach regulation			3	S
Hold-up time	@ 115 Vac, Full load	10			mS
Output Connector	Tip positive				
Output power limit	Primary power limited				

Protection Circuit

Parameter	Conditions/Description
Overload	Fold-back current limiting starts at 105-160% of the rated output current. Recovers automatically. Long term exposure to overloaded condition may reduce product reliability.
Short circuit	Short circuit can be continuous. Recovers automatically upon removal of short.

General and Safety

Parameter	Conditions/Description	Min	Nom	Max	Units
Efficiency	Energy star level-IV				
Operating temp.		0		40	°C
Storage temp.		-20		85	°C
Operating humid.	Non-condensing	10%		90%	RH
Storage humid.	Non-condensing	10%		90%	RH
Leakage current	at 120 VAC			0.5	mA
Isolation voltage (HI-POT)	Applied for 1 minute Input to output:	3000			V rms
MTBF	Per MIL-HDBK-217E @ 25°C	240,000			Hours
Dimensions	43.3 x 63.0 x 26.6 for case only				mm
Weight			90		g
			3.2		oz.
Material flamm.	UL94V-0				
EMI	Conducted emissions	FCC part 15, class B			
	Radiated emissions	FCC part 15, class B			
RoHS compliant	Yes				
Safety	UL/cUL1310				

*CUI Inc. reserves the right to make changes to its products or to discontinue any product or service without notice, and to advise customers to verify the most up-to-date product information before placing orders. CUI Inc. assumes no liability or responsibility for customer's applications using CUI Inc. products other than repair or replacing (at CUI's option) CUI Inc. products not meeting CUI's published specifications. Nothing will be covered outside of standard product warranty.



CUI INC

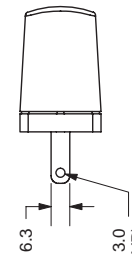
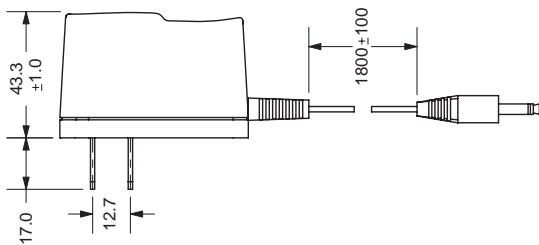
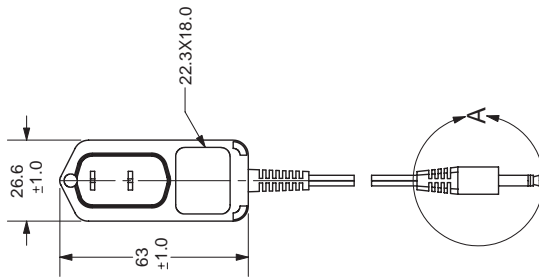
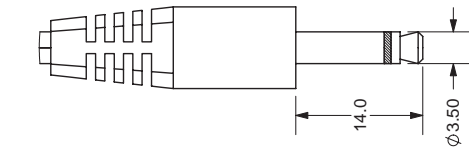
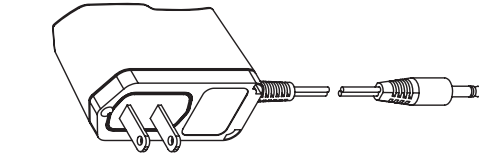
EPS120050-P1P Switching Power Supply

Date: 10-09-06

AC/DC Direct Plug in Adapter

Page No: 3 / 3

REV.	D	DESCRIPTION	DATE
A		NEW DRAWING	10/3/2006



Units: mm
Tolerance:
X.X ±0.5mm
X.XX ±0.03mm

NOTE 1: THIS POWER UNIT IS INTENDED TO BE CORRECTLY ORIENTED IN A VERTICAL OR FLOOR MOUNT POSITION.

CUI INC
Class 2 Power Supply
Model No: EPS120050
P/N: EPS120050-P1P
Input: 110 -120V/50-60Hz, 0.15A
Output: 12.0V ±0.5A
EFFICIENCY LEVEL (N)
UL LISTED E304491
MADE IN CHINA 35PG
FC ID:112142-001



20050 SW 112th Ave.
Tualatin, OR 97062
Phone: 503-643-4899
800-275-4899
Fax: 503-372-1266
Website: www.cui.com

TITLE:	EPS06 Series	REV:	A
PART NO:	EPS-P1	UNITS:	MM [INCHES]
DRAWN BY:	ZRJ	APPROVED BY:	
		SCALE:	2:1

FC FILE NAME : Base-P1
COPYRIGHT 2006 BY CUI INC.